
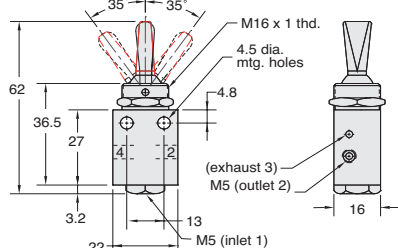


36 Directional Control Valves – M-TV 5/3 Toggle Valves

5/3, M5 M16 x 1 Valves




(M-TV-4D shown)



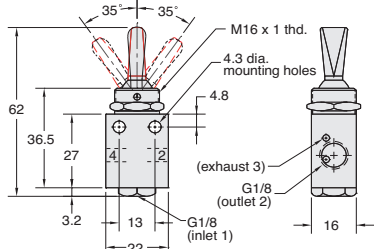
Technical drawing showing dimensions and labels for the 5/3, M5 M16 x 1 Valves. Dimensions include 62, 36.5, 27, 3.2, 22, 13, 4.8, 4, 2, 16, 35°, 35°, 4.5 dia. mtg. holes, M16 x 1 thd., (exhaust 3), M5 (outlet 2), and M5 (inlet 1).

Function	Toggle	5/3
Detented/Detented	Plastic	M-TV-4D
Momentary/Momentary	Plastic	M-TV-4M
Detented/Momentary	Plastic	M-TV-4DM
Detented/Detented	ENP Steel	M-TV-4DH
Momentary/Momentary	ENP Steel	M-TV-4MH
Detented/Momentary	ENP Steel	M-TV-4DMH

5/3, G1/8 Valves



(M-TV-4DH shown)



Technical drawing showing dimensions and labels for the 5/3, G1/8 Valves. Dimensions include 62, 36.5, 27, 3.2, 22, 13, 4.8, 4, 2, 16, 35°, 35°, 4.3 dia. mounting holes, M16 x 1 thd., (exhaust 3), G1/8 (outlet 2), and G1/8 (inlet 1).

Function	Toggle	5/3
Detented/Detented	Plastic	M-TV-4DP
Momentary/Momentary	Plastic	M-TV-4MP
Detented/Momentary	Plastic	M-TV-4DMP
Detented/Detented	ENP Steel	M-TV-4DPH
Momentary/Momentary	ENP Steel	M-TV-4MPH
Detented/Momentary	ENP Steel	M-TV-4DMPH

options (suffix)
 ENP Plating "-ENP" • FKM Seals "-V"